




**2015**

.....	2
.....	5
.....	10
.....	14
.....	36
.....	65
.....	74
.....	75
.....	84
.....	

*ST		
		InfinityI-China Investments (Israel) ,L.P.
DCSL		Digital China Software (BVI) Limited



	<a href="http://www.cninfo.com.cn">http://www.cninfo.com.cn</a>



4	2004	11	9		
				2010	2 8
5	2013	12	30		

194,770,055

	350,620,327.31	279,531,140.01	25.43%	254,718,777.19
	326,443,876.20	264,882,742.13	23.24%	231,444,635.10
	78,386,638.78	503,133,542.65	-84.42%	161,089,588.21
/	0.3820	0.3241	17.86%	0.3988
/	0.3820	0.3241	17.86%	0.3988
	11.34%	13.69%	-2.35%	14.23%
	2015	2014		



30

IT

IT

ITSS

IT

1

IT

IT

IT

2006

2015

IT

IT

IT

3

IT

IT

SaaS PaaS

4

ATM

ATM

ATM

C6000

C7000

3

2015

OKI

C9000

1

	100%
	73.78%
	255.35%
	92.56%
	90.01%
	31.57%
	21,176,651.37
	30.27%

2

IT

+

IT

Sm@rtOP

ITSS

IT

IT

1

,

2015

2015

,

,

,

2015

IT

IT

"

"

2015 10

ITSS

IT

IT

2015 12

1

2015

2015

67.13

2.35%

20.66%

2.34

3.51

25.43%

3.26

23.24%

2015

2015

IT

IT

IT

,

2015

17.44

2.32%

26.34%

2.78

IT

IT

2015

2015

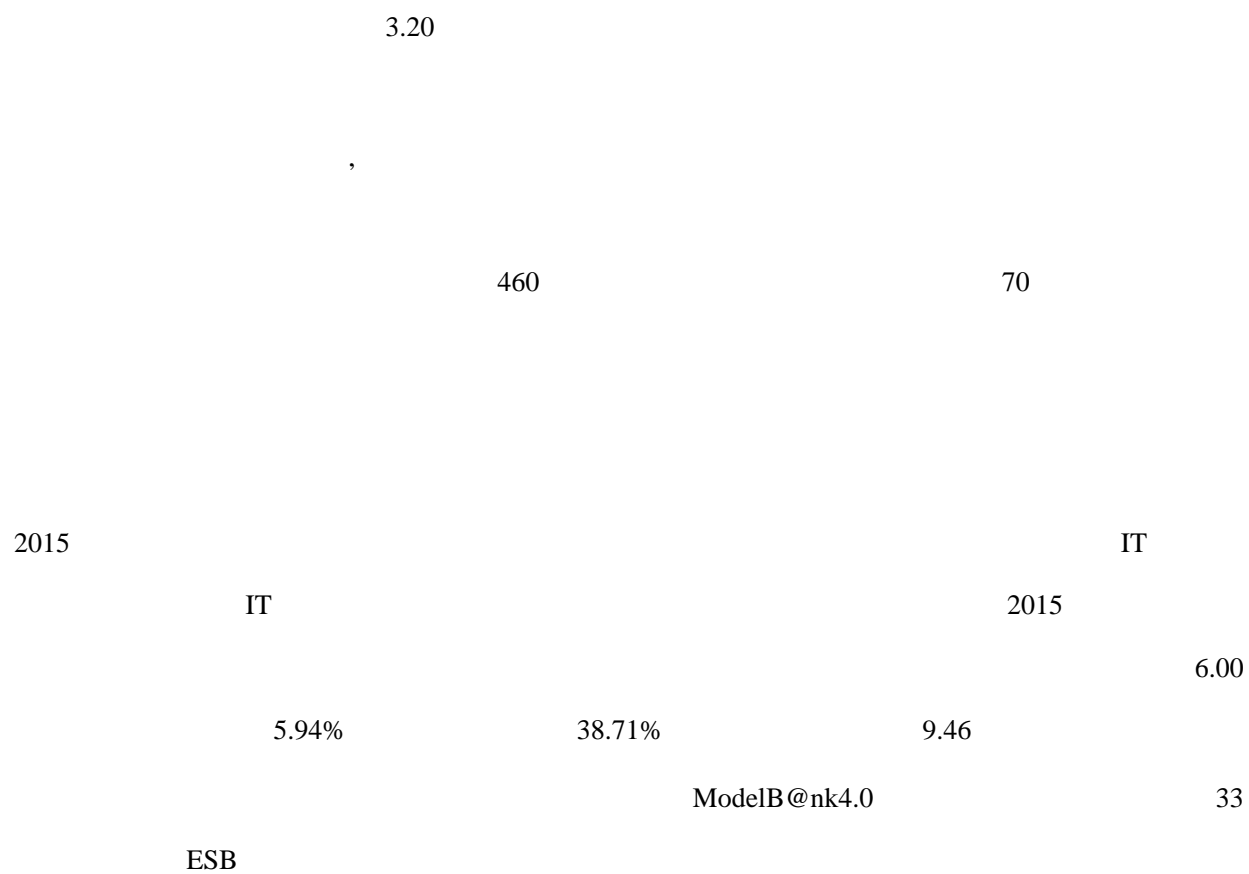
2.59

89.66%

768.99% 2014

12

50.41%





2

10%

	6,712,855,773.20	5,326,163,296.70	20.66%	2.35%	-0.58%	2.34%
	1,743,666,433.93	1,284,361,772.77	26.34%	2.32%	-1.40%	2.78%
	600,160,489.22	367,854,722.94	38.71%	5.94%		



367,854,722.94      6.91%      400,805,717.26

---

	1,336,625,726.81
	23.37%

5



2015

+

IT

ModelB@nk4.0

Sm@rtOP

PaaS

SaaS PaaS

Sm@rtESB

	2015	2014	
	3,393	2,632	28.91%
	65.57%	62.94%	2.63%
	373,288,226.59	305,129,914.18	22.34%

	1,653,437,873.79	2,403,731,227.77	-31.21%
	1,518,056,333.59	2,415,163,275.67	-37.14%
	135,381,540.20	-11,432,047.90	1,284.23%
	179,142,585.93	168,379,110.55	6.39%

1	84.42%	2014
2	88.88%	2
3	1284.23%	

	25,740,459.71	5.62%		
	-25,048,628.08	-5.47%		
	3.16	9.67%		
	7,798,456.34			

**1**

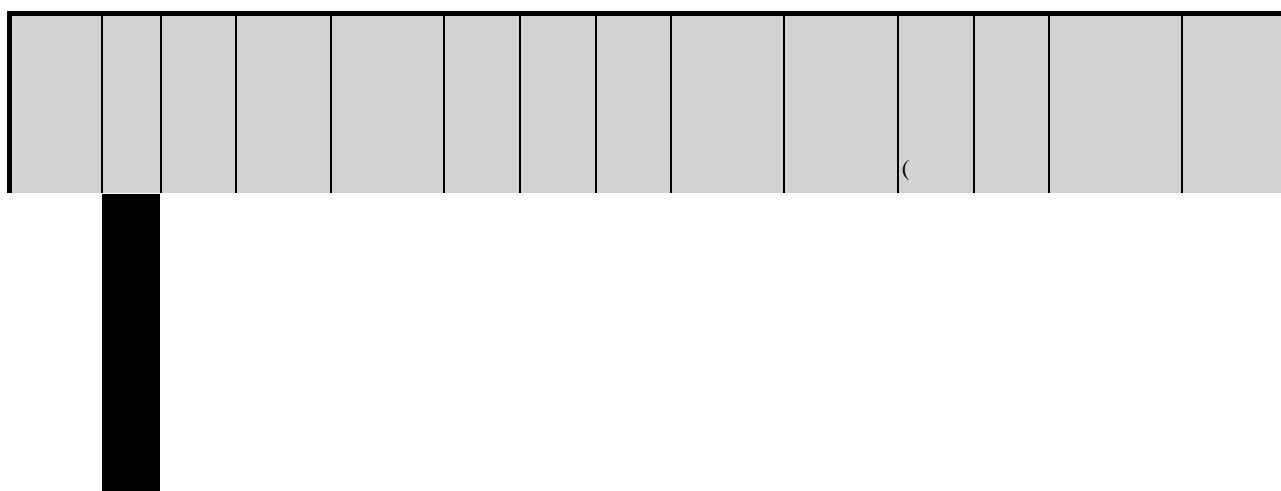


3

4

1

2



	22 - " "

5

1

--	--	--	--	--	--	--	--	--	--	--

2013		20,000		17,497.52				2,502.48		2,500
2014		22,666.67	1,129.89	22,666.67	413.89	413.89	0.97%	0		0
	--	42,666.67	1,129.89	40,164.19	413.89	413.89	0.97%	2,502.48	--	2,500
		42,666.67		40,164.19				1,129.89		
626.00		90.00			413.89					

2

	(		(1)	(2)	(3)					
	)				(2)/(1)					



---

	413.89
	75080188000114242

10%





2013

2015

2015

3

IT

IT

IT

IT

2000

SaaS PaaS

4

IT

IT

IT

IT

IT

2014-2015 ,

" + "

IT

,

" + " SaaS

OKI ATM

2016

1

2016

SaaS

PaaS

2

2016

IT

1 Δ6#gÖ£ '1 0 CE0éE »

3

1



2015 01 07

<http://www.cninfo.com.cn/finalpage/2015>

1 2015 3 27

2015-2017

2014

2 2015 4 24

2014

2014

2014

10

0.60 ( ) 2015 6 4

2014

2015 6

10 2015 6 11

3 2015 8 24

2015

458,905,958

10

10

2015

2015 9 11

2015

2015 9 22

458,905,958

917,811,916

4


3

1 2015

2015

---

		10		0.4	
	2015				
2	2015	2015			458,905,958
		10	10	2015	
	2015	9	22		
3	2014	2014			2014
		10		0.60	
4	2013				
	-28,182.12			2013	




				100.00%
1	2015	8	24	2015
				10 10 2015
			458,905,958	
			2015 9 11	2015 2015 9
22			458,905,958	917,811,916
2				2015 103,339,623.26
				10% 10,333,962.33
2014			27,534,357.48	69,660,498.76 2015
			135,131,802.21	
3	2016	3	29	2015 2015
				10 0.4 0

**1**



			2014 2 14	2013 12 30		
			2014 2 14	2013 12 30		



2014 2 14

2013 12 30



			8 13	2015	2015 08 12	2015 8 12 6
			8 13	2015	2015 08 12	2015 8 12 6

2015 10 16

2015 07 22

			20,000 2015 7 10	2015 07 10	2015 10 14	2015 10 16
			2015 10 16	2015 10 16	2016 4 15	

2

--	--	--	--	--	--	--	--

2015 01 01    2015 12 31    33,433.67

-





"			17530				27
							2014 8 26
			38,876,998				2014
			7,849,265.9	137,716			"
							" 2014 8
							29
				7			

13,903.89



5

1

1

2

3

2

---

	2015 01 28	47,000	2015 03 23	365.11				
	2014 09 06							



2

3

1

--	--	--	--	--	--	--	--	--	--	--	--	--

				07	09	09	24												
				2015		2015													
				1,000	07	10	09	24											1,000

---

			500	2015 08 21	2015 09 24		500		1.76	1.76	

---

			1,000	2015 10 22	2015 12 24		1,000		5.59	5.59	
--	--	--	-------	---------------	---------------	--	-------	--	------	------	--

---

				10	27	12	24							
				2015		2015								
				500	10	28	12	24					500	

2

4

			2015 06 29	-	-	-	-						2016 06 30	<a href="http://www.cninfo.com">http //www. cninfo. com</a>
				6104.46	-	-	-						2015 12 26	<a href="http://www.cninfo.com">http //www. cninfo. com</a>

2015-001	2015	B45	2015/1/10	<a href="http://www.cninfo.com.cn">http://www.cninfo.com.cn</a>
2015-002	2015	B45	2015/1/10	
2015-003		B45	2015/1/10	
2015-004		B45	2015/1/10	
2015-005		B45	2015/1/10	



2015-027		B174	2015/3/31	
2015-028		B174	2015/3/31	
2015-029				

2015-048	2015	B12	2015/5/11
2015-049		B12	2015/5/11
2015-050		B11	2015/5/11
2015-051		B11	2015/5/11
2015-052		B60	2015/5/14
2015-053	2015	B56	2015/5/22
2015-054	2015	B24	2015/5/27
2015-055	2014	B28	2015/6/4
2015-056		B56	2015/6/5
2015-057		B76	2015/6/10
2015-058	2014	B53	2015/6/13
2015-059		B76	2015/6/30
2015-060		B5	2015/7/2
2015-061		B16	2015/7/8
2015-062		B52	2015/7/10
2015-063		B52	2015/7/10
2015-064		B93	2015/7/15
2015-065		B93	2015/7/15
2015-066		B93	2015/7/15
2015-067		B36	2015/7/22
2015-068	2015	B69	2015/8/5
2015-069		B69	2015/8/5
2015-070		B57	2015/8/13
2015-071		B57	2015/8/13

2015-072		B97	2015/8/26	
2015-073	2015			



2015 7 14

51.0114%

2015

7 15

<http://www.cninfo.com.cn>

, 2015

+

IT

( )

2015

1

	361,106,561	79.94%	0	0	322,493,493	0	322,493,493	683,600,054	74.48%	
1	0	0.00%	0	0	0	0	0	0		



---

2	2015				458,905,958		
	10	10	2015	9	22	917,811,916	
2015		0.3820 /		0.3820 /	2014		0.3241
/		0.3241 /					

2



						9,718,380
	5,540,462	0	5,540,462	11,080,924	5,540,462	2016 3 31 1,108,092 2017 3 31 1,108,092 2018 3 31 8,864,740
	4,432,369	0	4,432,369	8,864,738	4,432,369	2016 3 31 886,474 2017 3 31 886,474 2018 3 31 7,091,790
	3,078,033	0	3,078,033	6,156,066	3,078,033	2016 1 6 3,517,752 2017 12 25 2,638,314
	2,804,331	0	2,804,331	5,608,662	2,804,331	2016 12 30 5,608,662

820,809

2

2015 1 13

7,171,717

458,905,958

2015 8 24

2015

458,905,958

10

10

2015

2015 9 11



10

2013

9.44 /



--	--	--

	/			
		2011 05 18	32,951.97	
		2001 11 28	173,000	

5



				44	2014 01 22	2016 01 06	0	0	0	0	0
				51	2015 04 24	2016 01 06	0	0	0	0	0
				53	2014 01 22	2015 04 24	0	0	0	0	0
				54	2014 01 22	2015 09 11	0	0	0	0	0
				58	2014 01 22	2015 09 11	0	0	0	0	0
				39	2014 01 22	2015 08 24	0	0	0	0	0
	--	--	--	--	--	--	0	0	0	0	0



2014 1  
 52 1981 -1985 1985 -1989  
 2010 4 -2011 3  
 2011 4  
 40 1997 7 1999 5  
 2003 6 2009 5 -2011  
 4 2011 4 -2014 4 2014  
 5 2015 9  
 41 1995 7  
 2002 7 MBA 2007 3  
 2011 9  
 49 1991 7  
 2008 7 2002  
 2008 5 2011  
 9  
 58 2001 7  
 2014 4 2004 1 -2012 2  
 2011 9 -2013 12 2012 3  
 2015 9

5522 8 2012 8 È + GMÀç¶% ¢»Í (P <</MCID 141 >>7DC 9C2\_0 10.5 Tf 23.64 0 Td(2013)Tj E<5D0F0D2DP <

2016 1

41 2001 3 2008 4 -2014 3

2014 4 -2015 5

2015 6 12

2016 1 2015 9

39 2004 7 1998 7

2009 6 -2011 9 2012 3 -2014

4 2014 5 -2015 12

2016 1 2015 9

53 1986 2010

2011 9

45 2007 3

2011 9

52

2012 5 2008 11

2009 11 -2011 1

2011 9

39 1998 7 2012 5

2008 4 -2011 3 2011 4 -2011

8 2014 5

2011 9 -2015 8

35 2012 11 2004 3 -2014

6 2010 9 -2013 9

78

2015 3  
 45 2000 7 2015  
 7 2009 4 -2011 4  
 2011 5 -2011 11 2011 12 -2014  
 12 2015 1 -2015 8  
 2015 8

			2002 03 28		
			2002 03 28		
			2011 05 18		
			2015 06 01	2015 12 31	
			2016 01 01		
			2016 01 01		

--	--	--

CEO

2011 04 01



---

			39		106.84	
--	--	--	----	--	--------	--



1

2

[2012]37

3 --

( [2013]43 )

2015-2017

3

2015

4

5

[2003]56

6

1

2015		0.14%	2015 01 27	2015 01 28	<a href="http://www.cninfo.com.cn">http://www.cninfo.com.cn</a>
2014		0.08%	2015 04 24	2015 04	

2014 1 22  
2015 4 24

2014 5 16  
2015

3 2015 3 13

2015

2014

2014

4 2015 3 27

2015

2014

2014

2014

2015

5 2015 4 24

2015

2015

2015

2015 8 24

2015

<2015

> <2015

>

<

2015

>

<2015

10

2015

<2015

>

2015

2015

2015

2015 12 31

2015

2015

4

2016 2 18 2016 3

14

2015

5

2015

2015

2016

3

2015

2015

2015 12 31

2015

3

1 2015 3 27 31

2015 3 27

2015

2015

2

1 2015 3 27

2015

2014

2014

1 2014

2

2 2015 4 24

2015

2014

Ý40Tj EMC /P <</MCID 64 >>BDC /C7\_0 10.5 Tf 7.86 0 Td <1-4838>T »\*6 » ê » Ö



		< 0.2%			0.2%	
		< 0.2%				

	2016 03 29
	XYZH/2016BJA10122

2015

12 31

2015





---

	32,919,444.45	25,020,000.00

	1,401,889,357.80	1,158,422,995.29
	661,637,769.34	570,297,210.22
	250,821,455.89	270,666,340.16
	88,941,112.36	152,768,859.54
	744,169.91	373,960.52
	24,802,855.89	42,630,353.77
	251,613,000.00	
	4,018,866,947.56	3,167,556,213.54
		240,000,000.00
	46,703,958.72	32,006,084.72



52,285,208.72

274,292,334.72

---

	6,367,531.59	24,142,748.13
--	--------------	---------------

	5,000,000.00	
	19,173,078.70	22,335,686.00
	73,991,177.29	193,412,691.93
	66,723,749.43	51,838,290.14
	11,440,498.38	13,368,030.83
	5,856,166.56	3,122,755.45
	6,646.00	
	2,533,798.90	18,116,969.93

---

	184,725,115.26	302,194,424.28

	19,160,146.34	24,244,336.41
	442,341,950.97	420,076,869.46
	510,833,097.00	462,027,735.48
	43,564,246.63	18,359,409.25
		4,758,400.30

	-3,593,126.92	25,853,993.12
	-3,593,126.92	25,853,993.12
	0.00	
1.		

4

	573,798,227.08	507,794,720.55
	525,712,673.83	450,203,131.40
	1,326,105.25	1,803,252.97
	2,255,724.28	2,507,377.67
	47,583,200.87	57,433,582.63
	-8,530,502.40	-6,714,134.95
	152,660.75	2,406,401.55

3.		
4.		
5.		
6.		
	103,339,623.26	359,221,710.16

5

	7,587,847,318.64	8,272,697,537.42

---


---

	1,653,437,873.79	2,403,731,227.77
	1,439,641,390.10	2,380,666,522.77
	58,869,649.67	31,919,347.37
	19,545,293.82	2,577,405.53
	1,518,056,333.59	2,415,163,275.67

		65,000,000.00
	263,656,877.18	265,955,945.21
	373,600.00	1,393,679.42
	41,179,472.00	25,000,000.00



2													
3													

					-55,836.79
	917,811,916.00				1,117,366,947.99

						-55,836.79
66,292,066.58		20,396,756.11		1,127,451,316.70	51,189,771.07	3,300,508,774.45

	431,214,014.00				881,287,279.65

44,031,200.38		2,322,738.36		542,908,224.61	21,939,342.21	1,923,702,799.21




1													
2													
	458,905,958.00				1,576,328,742.78		69,885,193.50		10,062,793.78		814,699,309.20	31,632,838.89	2,961,514,836.15

8

[Redacted]									
[Redacted]	[Redacted]	[Redacted]	[Redacted]	[Redacted]	[Redacted]	[Redacted]	[Redacted]	[Redacted]	[Redacted]





						7,740,055.42	-7,740,055.42
--	--	--	--	--	--	--------------	---------------

"

"

	3,241.24	43.57%
	2,197.64	29.54%
	2,000.00	26.89%
	200.00	2.69%
	7,438.88	100.00%

2







"

"

"

"

**1**

3

4

5

7

81





**10**




12

13

1

2

--	--	--	--	--



18

19

1

2

3

20

22

1



2

1


---


25%




2

1













6

1



	38,876,998.00	38,876,998.00	100.00%	
	38,876,998.00	38,876,998.00	--	--

	38,876,998.00	12.16%	38,876,998.00	100.00%
	280,844,806.52	87.84%		
	280,844,806.52	87.84%		
	319,721,804.52	100.00%	38,876,998.00	12.16%



---

		34,019,224.54
		4,690,726.05
	1,632,202.80	3,257,378.60

2



---


		7,840,000.00		-1,854,756.00						5,985,244.00	
		7,840,000.00		-1,854,756.00						5,985,244.00	
	4,669,391.35			3,834,563.03			3,871,000.00			4,632,954.38	
	2,219,245.20			-90,463.84						2,128,781.36	
	107,349.23		108,080.34	731.11							
	351,459,488.99			2,088,930.10	139,213.31	-55,836.79	5,529,898.20			348,101,897.41	
	358,455,474.77		108,080.34	5,833,760.40	139,213.31	-55,836.79	9,400,898.20			354,863,633.15	
	358,455,474.77	7,840,000.00	108,080.34	3,979,004.40	139,213.31	-55,836.79	9,400,898.20				

---

**11****1**


	42,456,013.42	49,262,807.19	1,554,844.95	50,803,063.63	144,076,729.19
	43,474,278.90	72,551,232.80	1,767,938.57	49,850,090.11	167,643,540.38

12

1

				255,404.17	255,404.17

		5,504,002.59		74,475,963.17	79,979,965.76
				1,525,512.89	1,525,512.89
				879,755.22	879,755.22

---

		506,085.00		8,192,686.73	8,698,771.73
				433,535.79	433,535.79



	12,141,666.67	1,821,250.00	15,241,666.67	2,286,250.00
	12,141,666.67	1,821,250.00	15,241,666.67	2,286,250.00

18

1

	489,446,605.78	514,521,996.99
	517,027,738.96	248,170,508.12
	1,006,474,344.74	762,692,505.11

19

	202,942,798.63	62,969,116.08
	129,000,083.00	146,734,872.85
	331,942,881.63	209,703,988.93

20

1

	1,401,889,357.80	1,158,422,995.29
	1,401,889,357.80	1,158,422,995.29

2            1

	14,105,469.87	
	11,154,813.00	
	8,464,441.67	
	7,677,813.26	
	7,660,418.86	
	49,062,956.66	

21

1

	661,637,769.34	570,297,210.22
	661,637,769.34	570,297,210.22

2            1

	11,630,680.95	
	8,874,407.00	
	6,232,713.91	

	5,058,884.22	
	31,796,686.08	

22

1

	264,962,151.99	829,008,593.34	847,661,961.46	246,308,783.87
	5,726,929.26	86,132,853.60	87,324,369.75	4,535,413.11
	-22,741.09	950,668.00	950,668.00	-22,741.09
	270,666,340.16	916,092,114.94	935,936,999.21	250,821,455.89

2

	232,071,210.42	695,088,616.08	719,937,780.05	207,222,046.45

	241,362.44	4,171,260.82	4,190,877.30	221,745.96
		1,096,418.97	1,096,418.97	
	5,726,929.26	86,132,853.60	87,324,369.75	4,535,413.11

23

	43,013,629.04	71,303,290.98
	1,310,474.13	1,358,221.89
	35,579,322.12	25,418,006.14
	3,334,832.11	

---

	15,050,692.11	29,033,864.66

29




---

	800,000.00	400,000.00	637,941.65		562,058.35	
		600,000.00	600,000.00			

	27,535.77		27,535.77			
		2,000,000.00	24,586.37		1,975,413.63	
	445.8		445.8			
	11,027,698.48				11,027,698.48	

30



---

	69,885,193.50	-3,593,126.92	-3,593,126.92	66,292,066.58
--	---------------	---------------	---------------	---------------

	598.29	341.88		
	6,712,855,773.20	5,326,163,296.70	6,559,007,918.00	5,357,409,536.95

36

	335,670.96	690,822.54
	10,899,868.23	13,744,609.79
	4,704,382.19	5,885,342.46
	3,211,534.50	3,923,561.62
	8,690.46	
	19,160,146.34	24,244,336.41

37

	192,041,774.53	207,278,991.96
	11,653,989.58	15,614,817.41
	9,485,856.58	9,520,011.39

38

	254,733,068.55	229,992,617.45
	12,431,954.07	3,374,179.05
	7,347,841.61	691,331.15
	38,066,884.21	30,864,155.76
	10,897,957.60	6,395,106.11
	12,582,862.22	31,595,595.68
	21,460,042.22	21,886,103.95

---

	9,816,045.95	10,244,389.84
		37,493,875.86
	-25,048,628.08	4,758,400.30

41

						2,025,209.72	2,025,209.71	
						6,122,751.53		
						5,464,000.00	2,894,000.00	

						885,772.48	1,327,592.00	
						637,941.65		
						600,000.00	240,000.00	
						359,928.97	490,000.00	
						349,703.65	194,330.81	
						267,000.00	97,872.27	
						238,071.31	63,030.23	
						176,381.64	242,696.00	
						143,311.00		
						117,250.15	1,905.00	
						113,097.44	66,000.00	

						86,000.00		
						65,991.94	333,634.04	
						52,218.80	123,062.12	
						27,535.77		
						24,586.37		
						445.80	349,554.20	
							3,600,000.00	
							550,000.00	
							900,000.00	
						6,054,269.97	4,057,537.12	

							564,135.82		
--	--	--	--	--	--	--	------------	--	--

							199,444.00	
							50,000.00	
							200,000.00	
							400,000.00	

43

	7,475,563.62	500,174.67	7,475,563.62
	7,475,563.62	500,174.67	7,475,563.62
	322,892.72	1,271,419.30	322,892.72
	7,798,456.34	1,771,593.97	7,798,456.34

44

1

	70,550,743.03	50,242,362.03
	15,518,232.65	-6,416,493.34
	86,068,975.68	43,825,868.69

2

	458,056,235.17
	114,514,058.79
	-22,348,447.18
	697,981.63

45

32

46

1

	40,214,426.22	11,952,506.88
		23,326,884.65
	36,561,487.01	26,339,732.51
	1,760,363.81	775,153.10

3

	1,410,000,000.00	2,595,000,000.00
	1,410,000,000.00	2,595,000,000.00

3

4

	1,210,520,000.20	2,795,000,000.00
	6,000,000.00	2,340,000.00
	900,000.00	27,593.51

	17,372,466.64	
	745,283.01	
	19,545,293.82	2,577,405.53

47

1

	371,987,259.49	287,124,636.69

2

	1,879,936,445.81	1,700,793,859.88

---

	10,000.00	0.83871	8,387.10
	28,692,695.27	6.50000	186,502,519.26

100

---

					100.00%	
					100.00%	
					100.00%	


↓



	37,230,089.41	46,958,281.70	22,783,499.98	116,179,932.03
	2,346,581.60	308,468,541.35	3,161,218.58	422,514,714.76
	176,994.00		176,958.00	
	35,490.21	78,463,851.90		

		1,549.89	1,549.89	2,895.29	2,895.29
		-1.14	358.15	1,677.41	1,677.41
		0.00	0.00	-0.05	-0.05
		2,104.70	2,104.70		
		3,653.45	4,012.74	4,572.65	4,572.65
		-1,549.89	-1,549.89	-2,895.29	






5

1

/

		3,772,449.44	550,000,000		1,508,493.73
		10,931,945.37			13,389,799.33
		398,632.48			
		3,730,734.19			2,670,541.87
		682,487.19			
		2,924,822.94			473,938.34
		50,522.64			151,282.05
		1,100,977.54			404,206.70
		200,129,930.56			195,633,529.09
		470,085.47			
					21,367.52
					9,042.45
					1,805.08
		61,200.00			104,622.64
					259,246.02





6

1

		3,293,208.00			
		8,921,500.00		4,312,500.00	
		201,500.00			
		426,400.00			

**1**

2015 12 31 (T)

" "

2015 6 12

100

100%

2015 5

31

19,590

1

1

	101,729,259.85	99.80%	1,479,896.27	1.45%
	201,500.00	0.20%		

	101,930,759.85	100.00%	1,479,896.27	1.45%
	101,930,759.85	100.00%	1,479,896.27	1.45%

( )

	2,300,000.00	4.61%	2,300,000.00	100.00%
	39,791,896.93	79.82%	61,481.65	0.15%
	42,091,896.93	84.43%	2,361,481.65	5.61%
	7,762,363.27	15.57%	7,762,363.27	100.00%
	49,854,260.20	100.00%	10,123,844.92	20.31%

2

-865,903.90

3

	7,762,363.27

3

4

60.99%

62,163,373.08

839,043.45

2

1



2

		170,819,224.54
	796,135.39	780,942.25
		4,084,034.75
	796,135.39	175,684,201.54

3



---

	-7,428,287.96	
	25,987,319.34	

